






# Choosing The Right Boxes for The Move Out- Read More

- 
- ▶ If you have trouble storing your belongings, you need to make sure that the item is kept dry and undamaged. The state of things depends a lot on where you store them, but choosing the right box can make a difference to the world. Here are some simple tips on what to consider when choosing a container for storage when moving from one place to another. There are many [cheap storage Pembroke](#) service providers that offer containers for rent but you can also do moveouts in a reliable way. Adapt your storage container **Ma** before deciding which container to store your belongings, you need to consider the following questions if you are planning for a move out in upcoming days:

- 
- ▶ What do you want to store?
  - ▶ Is the item fragile or fragile?
  - ▶ Is the stored thing prone to pick up odours?
  - ▶ How valuable are these items?
  - ▶ Where do you store these things?
  - ▶ Does the thing need any special temperature or is there any harmful effects to high temperatures and humidity?
  - ▶ Are you planning to use an internal storage tank with good elemental protection?
  - ▶ How much do you save?
  - ▶ Is it temporary storage as part of a relocation or refurbishment project, or is it long-term storage?





Although, it's important to choose the right box or container for your application. Below are some of the reliable options that can help for moveout!

▶ **Cardboard Boxes**

If you are looking for the most economical and versatile option then cardboard boxes are ideal for transportation and meet many storage needs. however, cardboard can wear over time. especially after storing, collecting and retaping every year.




## ▶ **Plastic Bins**

The plastic storage box is a bit expensive in advance, but it will last for years and provide additional protection from fragile objects and moisture, heat and moisture. easy stacking allows maximum storage space and can be easily opened and closed without the use of duct tape. this is especially useful for items that may need access. even if you plan only for short-term storage when you move, plastic containers may be ideal for items that need to be neatly organized in your new home in the future.

## ▶ **Specialty Boxes**

you can buy special boxes made for specific items such as tableware, flat-screen TVs and clothing. these boxes come with special inserts to secure the item for shipping, making it ideal for preventing damage to the item.



- 
- ▶ lastly, make sure you can track your moving **storage containers** **Scituate** with the appropriate label. trust us, this will make your life much easier, whether you move or stay. most organizations and office supply stores have labels that can be easily attached to plastic containers **Ma**. alternatively, you can use sharpees to write labels directly on cardboard or plastic boxes. You can use your own containers that are available at the home to store the things at your convenience for the smooth moveout.
  - ▶ Hope you found the above blog useful to plan your moveout comfortably, share other tips and ideas to choose the right container in the comment section.
  - ▶ **Source :** [Choosing The Right Boxes for The Move Out- Read More](#)